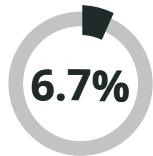


## ECONOMIC DAMAGES OF COUNTERFEITING IN 11 SECTORS

### United Kingdom



**€7,372**  
million

**€113**

**48,648**

ANNUAL SALES LOST  
due to counterfeiting

EUROS LOST PER INHABITANT

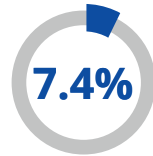
TOTAL JOBS LOST

### EU

**€55,982**  
million

**€110**

**467,835**



#### TOP 5 SECTORS FOR LOST SALES IN THE UNITED KINGDOM



**€3,645 million**  
6.7%

  
CLOTHING

**€28,419 million**  
9.7%

**€1,249 million**  
13.2%

  
COSMETICS

**€7,053 million**  
10.6%

**€1,099 million**  
5.4%

  
MEDICINES

**€9,577 million**  
3.9%

**€660 million**  
5.7%

  
SMARTPHONES

**€4,212 million**  
8.3%

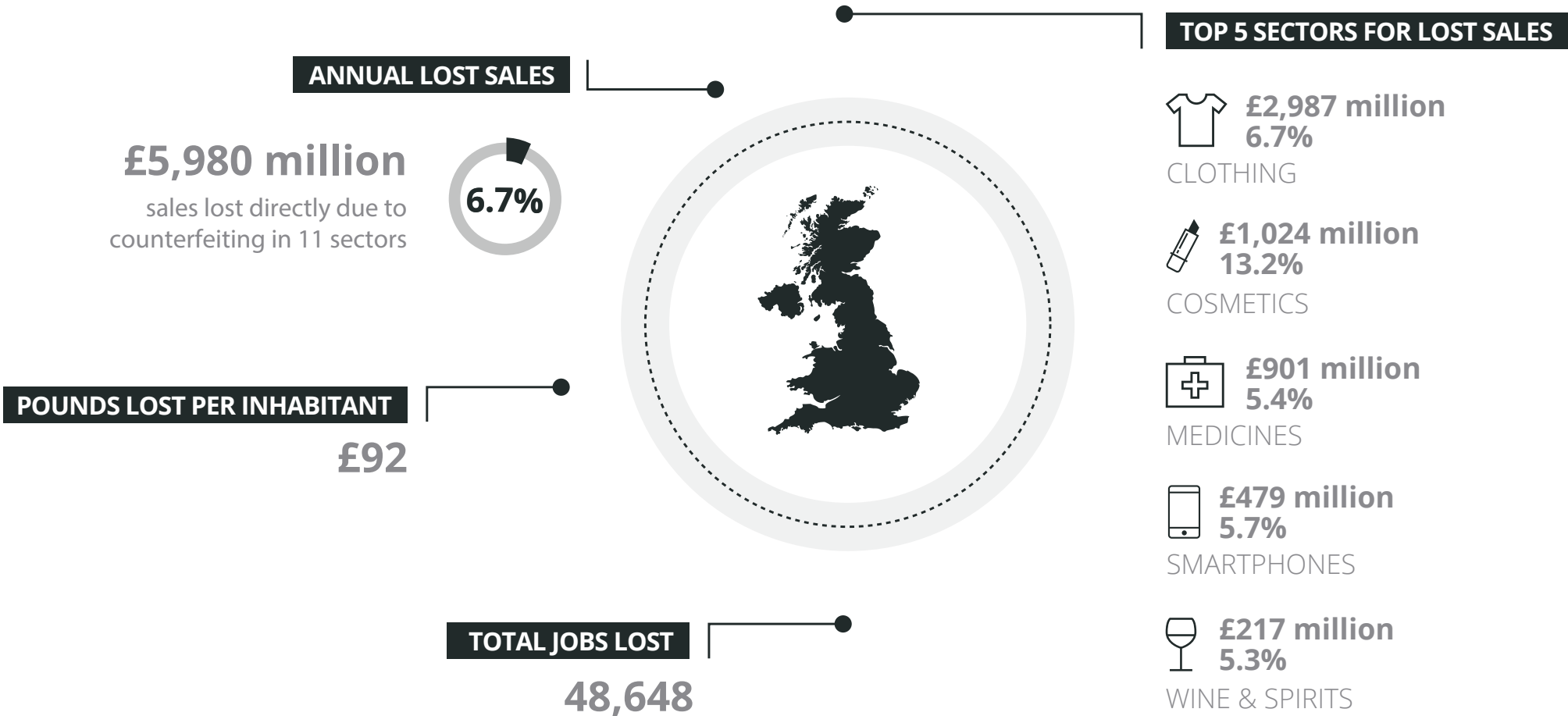
**€265 million**  
5.3%

  
WINE & SPIRITS

**€2,398 million**  
5.9%



## ECONOMIC DAMAGES OF COUNTERFEITING IN 11 SECTORS IN THE UNITED KINGDOM



## ECONOMIC DAMAGES OF COUNTERFEITING IN 11 SECTORS IN THE EU

