



SSC003.1 - Statistical travel pack by country/territory

Until receiving date 31/10/2018

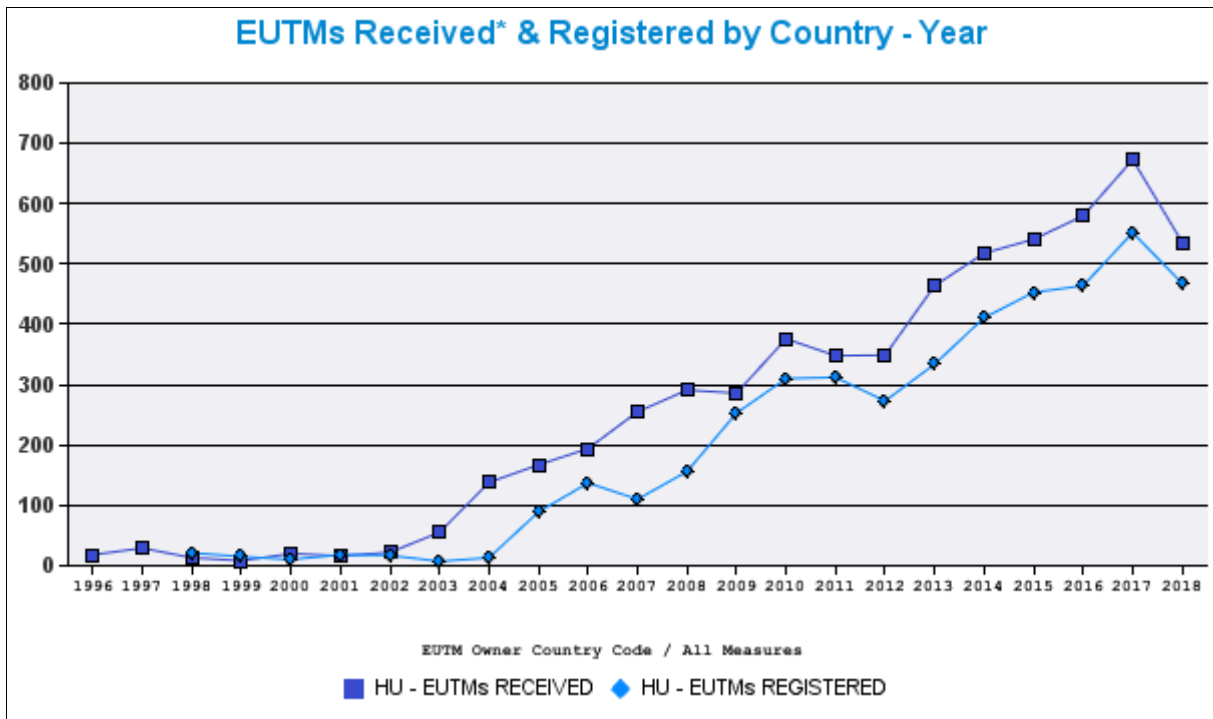
HU - HUNGARY

EUTMs Received* by Year

	HU	Total
1996	18	18
1997	29	29
1998	13	13
1999	8	8
2000	20	20
2001	16	16
2002	22	22
2003	55	55
2004	138	138
2005	167	167
2006	194	194
2007	255	255
2008	291	291
2009	286	286
2010	376	376
2011	348	348
2012	349	349
2013	464	464
2014	518	518
2015	541	541
2016	580	580
2017	673	673
2018	536	536
Total	5,897	5,897

EUTMs Registered by Year

	HU	Total
1998	21	21
1999	15	15
2000	10	10
2001	18	18
2002	17	17
2003	7	7
2004	13	13
2005	89	89
2006	137	137
2007	110	110
2008	156	156
2009	253	253
2010	310	310
2011	312	312
2012	273	273
2013	334	334
2014	411	411
2015	453	453
2016	464	464
2017	552	552
2018	468	468
Total	4,423	4,423





SSC003.1 - Statistical travel pack by country/territory

Until receiving date 31/10/2018

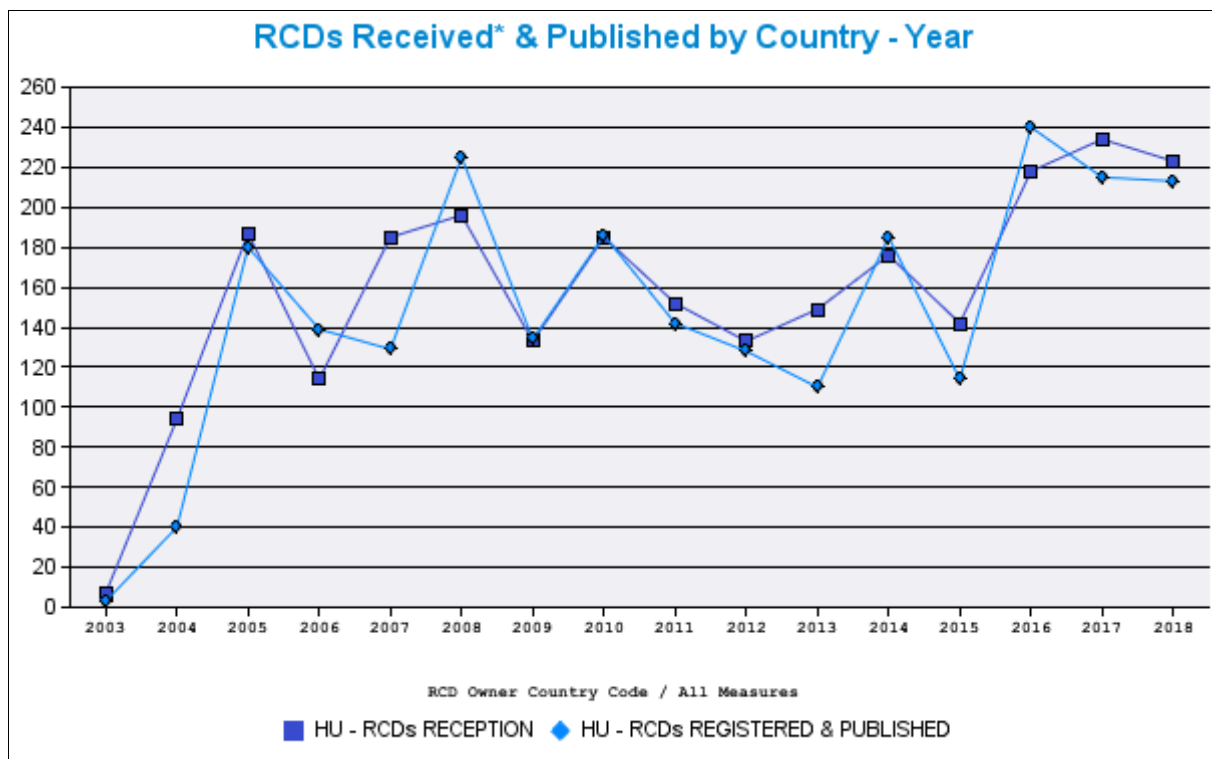
HU - HUNGARY

RCDs Received* by Year

Country	2003	2004	2005	2006	2007	2008	2009	2010	2011	2012	2013	2014	2015	2016	2017	2018	Total
HU	7	94	187	114	185	196	133	185	152	133	149	176	142	218	234	223	2,528
Total	7	94	187	114	185	196	133	185	152	133	149	176	142	218	234	223	2,528

RCDs Published by Year

Country	2003	2004	2005	2006	2007	2008	2009	2010	2011	2012	2013	2014	2015	2016	2017	2018	Total
HU	3	40	180	139	129	225	134	186	142	128	110	185	114	240	215	213	2,383
Total	3	40	180	139	129	225	134	186	142	128	110	185	114	240	215	213	2,383





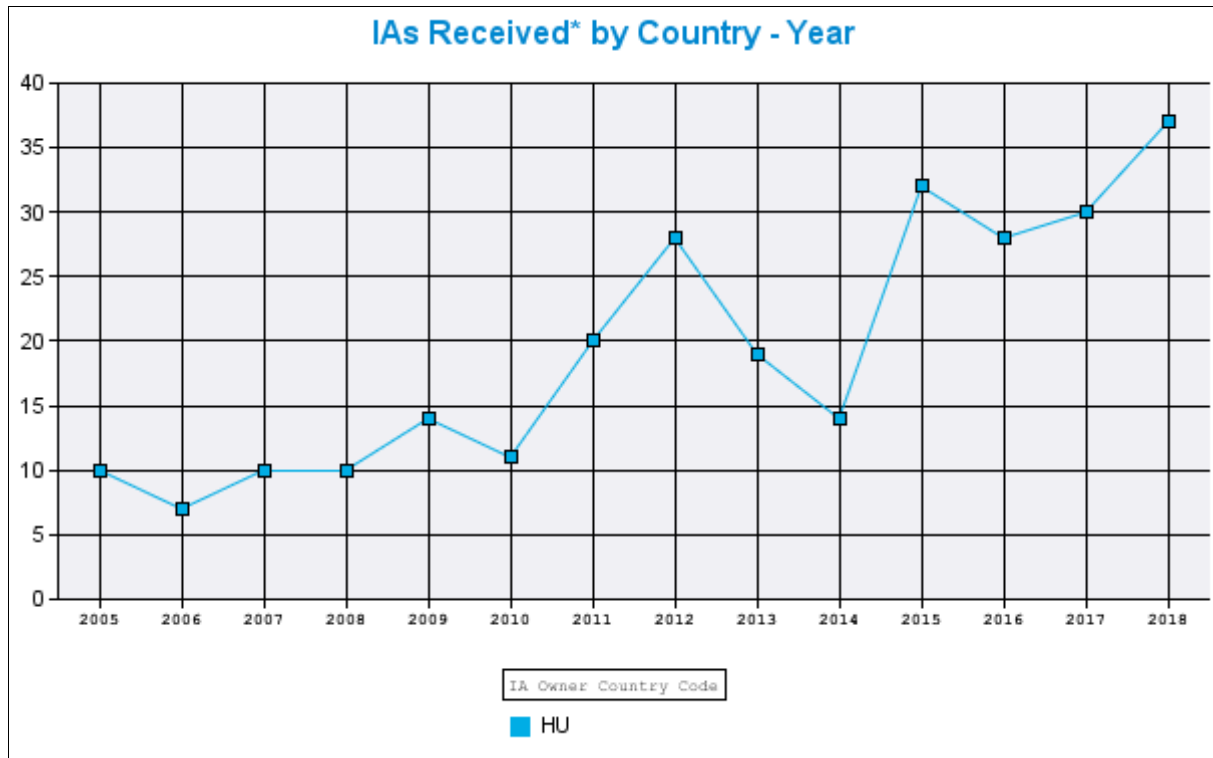
SSC003.1 - Statistical travel pack by country/territory

Until receiving date 31/10/2018

HU - HUNGARY

IAs Received* by Year

Country	2005	2006	2007	2008	2009	2010	2011	2012	2013	2014	2015	2016	2017	2018	Total
HU	10	7	10	10	14	11	20	28	19	14	32	28	30	37	270
Total	10	7	10	10	14	11	20	28	19	14	32	28	30	37	270





SSC003.1 - Statistical travel pack by country/territory

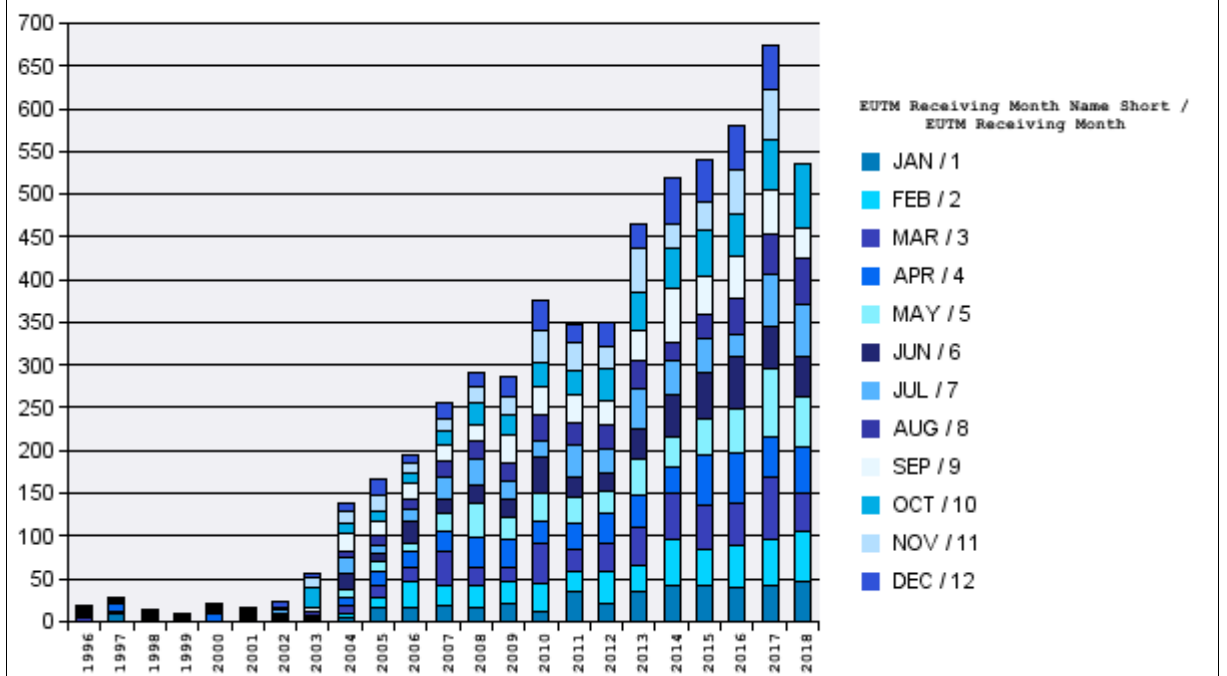
Until receiving date 31/10/2018

HU - HUNGARY

EUTMs Received* by Year - Months

Year	JAN	FEB	MAR	APR	MAY	JUN	JUL	AUG	SEP	OCT	NOV	DEC	Total
1996			4	2		1	2	3	2	2	1	1	18
1997	10	1		10	2	2	1	1	1			1	29
1998	1		1	1	2		1		2	3	2		13
1999					1				1	2	3	1	8
2000				8	2	2	1	2	2	1		2	20
2001		3	2	1		4	1		2	1		2	16
2002	2	2	2		1	2	4			2	2	5	22
2003	3		1	3				4	4	24	12	4	55
2004	4	5	9	11	9	19	19	6	22	11	15	8	138
2005	15	13	14	17	11	10	10	11	16	11	20	19	167
2006	16	31	15	21	9	25	15	12	17	13	11	9	194
2007	19	23	41	22	22	16	26	18	20	15	16	17	255
2008	15	26	23	34	40	22	31	21	17	26	20	16	291
2009	21	25	18	32	25	21	23	20	34	22	23	22	286
2010	12	33	47	24	35	42	17	32	33	27	39	35	376
2011	34	24	26	30	31	23	38	26	34	27	33	22	348
2012	20	39	32	35	27	20	28	28	28	38	26	28	349
2013	34	31	46	36	44	35	47	33	35	44	51	28	464
2014	41	56	54	29	37	49	40	21	62	47	30	52	518
2015	42	42	53	57	43	55	40	28	43	55	33	50	541
2016	40	50	48	59	52	62	25	41	51	48	53	51	580
2017	43	53	73	46	81	48	62	47	51	60	58	51	673
2018	47	58	46	53	60	45	61	56	35	75			536
Total	419	515	555	531	534	503	492	410	512	554	448	424	5,897

Number of EUTMs Received* by Year





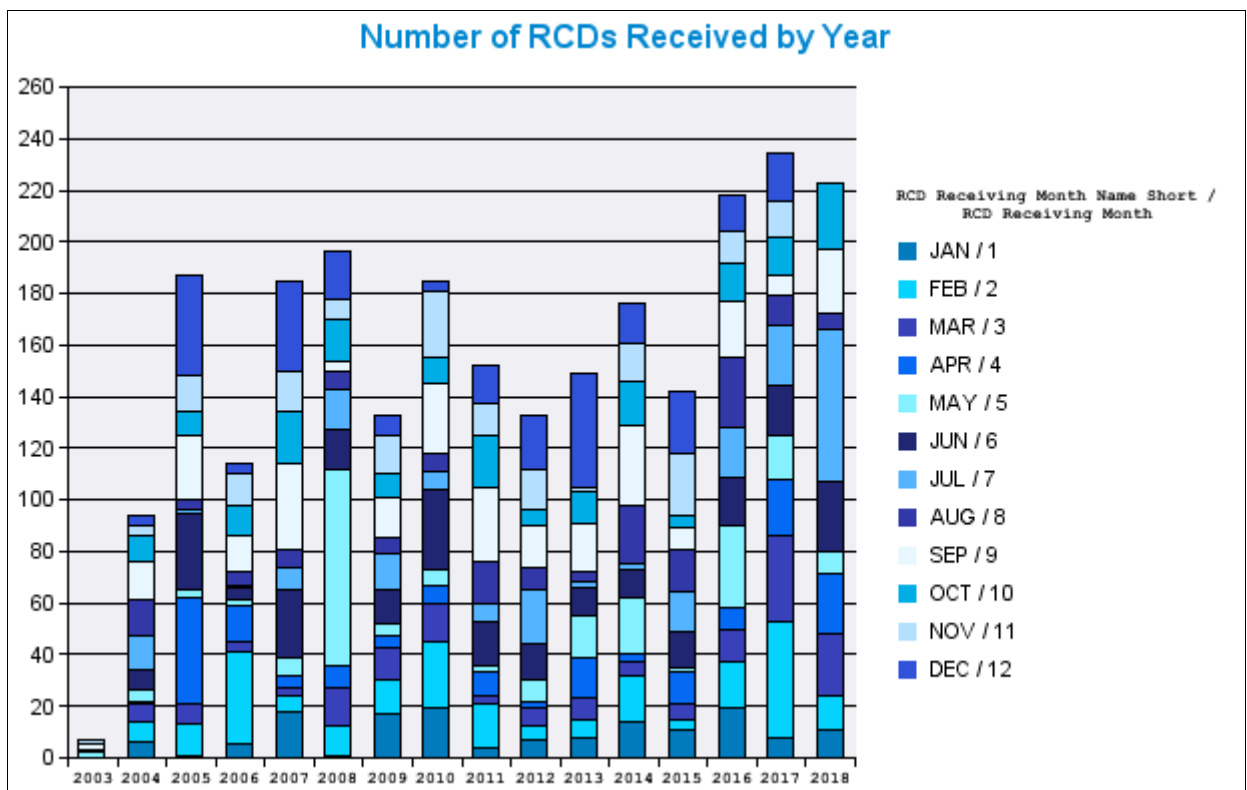
SSC003.1 - Statistical travel pack by country/territory

Until receiving date 31/10/2018

HU - HUNGARY

RCDs Received* by Year - Months

Year	JAN	FEB	MAR	APR	MAY	JUN	JUL	AUG	SEP	OCT	NOV	DEC	Total
2003					2	1			2		2		7
2004	6	8	7	1	4	8	13	14	15	10	4	4	94
2005	1	12	8	41	3	30	1	4	25	9	14	39	187
2006	5	36	4	14	2	5	1	5	14	12	12	4	114
2007	18	6	3	5	7	26	9	7	33	20	16	35	185
2008	1	11	15	9	76	15	16	7	4	16	8	18	196
2009	17	13	13	4	5	13	14	6	16	9	15	8	133
2010	19	26	15	7	6	31	7	7	27	10	26	4	185
2011	4	17	3	9	3	17	7	16	29	20	12	15	152
2012	7	5	7	3	8	14	21	9	16	6	16	21	133
2013	8	7	8	16	16	11	2	4	19	12	2	44	149
2014	14	18	5	3	22	11	2	23	31	17	15	15	176
2015	11	4	6	12	2	14	15	17	8	5	24	24	142
2016	19	18	13	8	32	19	19	27	22	15	12	14	218
2017	8	45	33	22	17	19	24	11	8	15	14	18	234
2018	11	13	24	23	9	27	59	6	25	26			223
Total	149	239	164	177	214	261	210	163	294	202	192	263	2,528





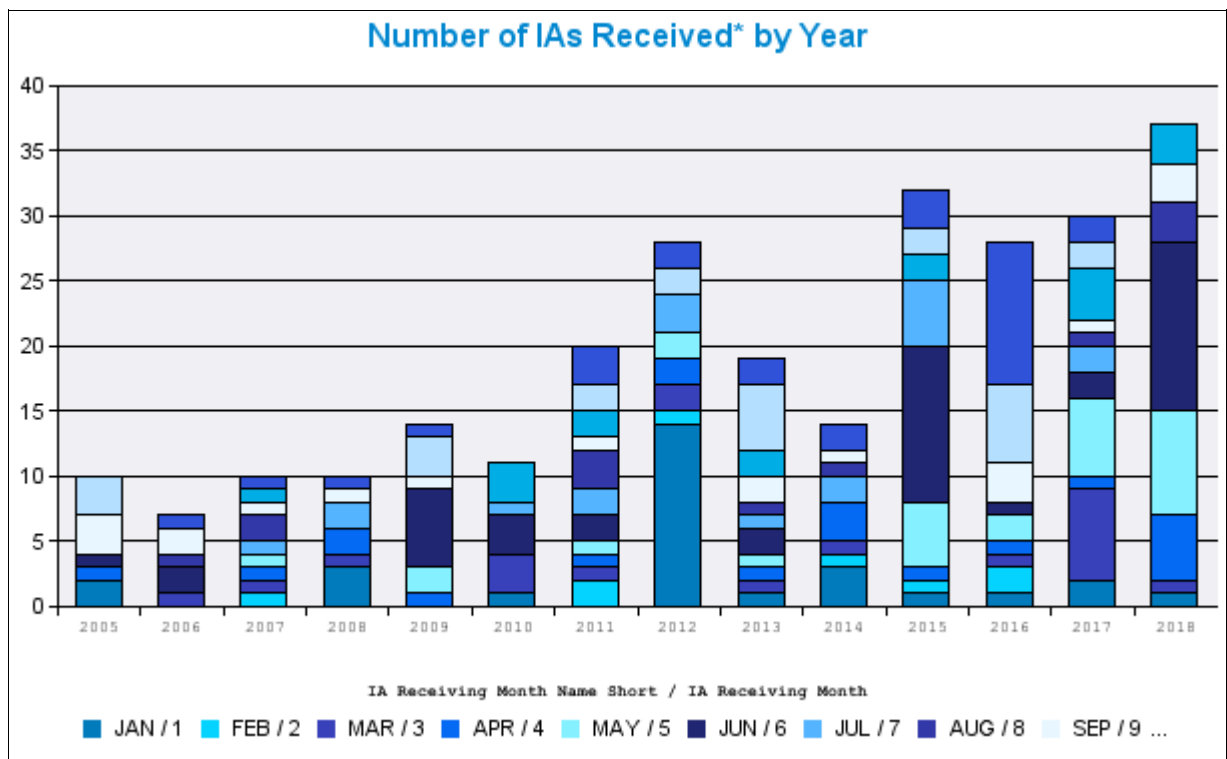
SSC003.1 - Statistical travel pack by country/territory

Until receiving date 31/10/2018

HU - HUNGARY

IAs Received* by Year - Months

Year	JAN	FEB	MAR	APR	MAY	JUN	JUL	AUG	SEP	OCT	NOV	DEC	Total
2005	2			1		1			3		3		10
2006			1			2		1	2			1	7
2007		1	1	1	1		1	2	1	1		1	10
2008	3		1	2			2		1			1	10
2009				1	2	6			1		3	1	14
2010	1		3			3	1			3			11
2011		2	1	1	1	2	2	3	1	2	2	3	20
2012	14	1	2	2	2		3				2	2	28
2013	1		1	1	1	2	1	1	2	2	5	2	19
2014	3	1	1	3			2	1	1			2	14
2015	1	1		1	5	12	5			2	2	3	32
2016	1	2	1	1	2	1			3		6	11	28
2017	2		7	1	6	2	2	1	1	4	2	2	30
2018	1		1	5	8	13		3	3	3			37
Total	29	8	20	20	28	44	19	12	19	17	25	29	270





SSC003.1 - Statistical travel pack by country/territory

Until receiving date 31/10/2018

HU - HUNGARY

EUTMs Received* by Class – Years

Class	1996-2010	2011	2012	2013	2014	2015	2016	2017	2018	EUTMs
0	7									7
1	65	11	13	12	22	15	18	19	18	193
2	30	4	5	3	1	4	9	2	6	64
3	134	33	35	45	59	48	59	46	42	501
4	53	4	4	8	3	5	13	15	18	123
5	267	46	52	61	82	69	70	75	70	792
6	36	11	14	11	11	17	19	12	20	151
7	51	8	8	20	18	23	33	31	13	205
8	25	7	5	9	10	11	10	7	7	91
9	265	58	62	72	99	74	92	130	76	928
10	82	17	16	29	21	22	11	34	27	259
11	105	15	25	41	25	31	35	29	33	339
12	47	12	14	15	25	25	15	32	13	198
13	1	1				1		1	1	5
14	51	13	4	17	17	12	16	12	11	153
15	5		2	1		1		3		12
16	156	27	32	57	33	74	44	36	32	491
17	53	7	10	8	12	28	15	24	4	161
18	81	20	3	21	24	28	13	31	34	255
19	89	12	8	15	11	29	12	26	6	208
20	61	17	8	9	12	14	25	26	20	192
21	51	9	16	22	28	19	20	19	13	197
22	13	4	6	1	4	3	2	2	9	44
23	3		1			2				6
24	45	13	6	10	7	11	15	8	13	128
25	232	46	24	57	74	70	47	70	57	677
26	12	3		1	4	7	4		1	32
27	9	2	1	2	1	6	5	3	5	34
28	98	23	16	23	35	38	24	31	36	324
29	136	25	37	44	36	48	50	64	30	470
30	188	64	46	63	49	87	82	57	47	683
31	84	18	26	18	20	32	31	26	18	273
32	150	31	27	59	41	43	67	67	37	522
33	110	13	20	28	25	18	33	49	18	314
34	17	4	3	9	1	6	1		2	43
35	425	82	97	118	115	143	135	204	126	1,445
36	113	11	25	28	16	18	26	54	44	335
37	132	10	14	26	19	27	41	41	43	353
38	98	25	30	38	23	29	29	23	17	312
39	82	23	20	38	38	46	26	55	30	358
40	58	16	18	20	17	26	18	26	20	219
41	246	51	71	80	85	81	89	122	72	897
42	211	32	48	77	72	66	57	110	73	746
43	107	28	16	43	35	61	56	53	44	443
44	82	21	18	49	50	38	36	39	48	381
45	44	12	12	13	16	15	15	21	25	173
Total	4,410	889	918	1,321	1,296	1,471	1,418	1,735	1,279	14,737



SSC003.1 - Statistical travel pack by country/territory

Until receiving date 31/10/2018

HU - HUNGARY

RCDs Received* by Class – Years

Class	2003-2010	2011	2012	2013	2014	2015	2016	2017	2018	RCDs
1	8	9	4	4	2	7	6			40
2	51		4	1	2	11	4	6	2	81
3	28		1	1	2	4	3	7	10	56
4	7									7
5							1			1
6	55	3	36	11	17	10	13	13	6	164
7	62	14	11	11	10	6	4	5	16	139
8	10		3	5		1	1	1		21
9	135	6	5	13	30	22	24	13	27	275
10	54	7	1	6			4	3	1	76
11	73	16		2	11	8	8	6	5	129
12	82	11	13	6	12	3	31	8	3	169
13	18	1		2			6		4	31
14	26	5			1	8	4	5	15	64
15	12	1		3	8	2	5	4	1	36
16	7				3	6	5		1	22
17						1				1
18		2				1			2	5
19	35			1	2	3	3	5	9	58
20	8	1			1	10	8	1	4	33
21	132	13	5	3	7	7	22	45	7	241
22	19	4	12	5	3		4	2	2	51
23	111	12	15	9	11	15	3	12	1	189
24	43	1	1	10	10	1	3	9	10	88
25	90	25	11	22	49	1	17	28	36	279
26	17	3	2	33		6	21	30	12	124
27			1					1		2
28	23	10	2	5	3	3	2	2	1	51
29	3								1	4
30	8	21	6	1		8	21	39	59	163
31	1							1		2
32	2	4	3	8	6	5	10	2	8	48
99	14									14
Total	1,134	169	136	162	190	149	233	248	243	2,664



SSC003.1 - Statistical travel pack by country/territory

Until receiving date 31/10/2018

HU - HUNGARY

International Applications Received* by Class – Years

Class	2004-2010	2011	2012	2013	2014	2015	2016	2017	2018	IAs
01	2	1			1		1	1	3	9
02		1								1
03	10	2		1		2	3	2	1	21
04	1						3	6		10
05	8	4	1	1	2	1	1	4	6	28
06	2					2			1	5
07	3	2	1	1		1	3			11
08	2	2					2			6
09	10		3	1	1	7	5	6	6	39
10	6	3	1	3		1	1	1	3	19
11	6	1	1	1	1	2	4	1	2	19
12	5	2	1	1		1	1			11
14	5			1		1		1	1	9
16	4	3			2	14	2		1	26
17	7	1			1	13	7	4		33
18	6	2			1	2	2	1	2	16
19	8	2			1	11	5	4		31
20	2				1			2	2	7
21	1	1		1			1			4
22									1	1
24	7			1			1		1	10
25	11	1	2	5	3	3	3	2	3	33
26									1	1
27	1									1
28	5	2	3	3	1	1	1	1	1	18
29	4	2	3	1	1	1				12
30	2	3	12	1	2	1	1	1		23
31		2	1		1			4		8
32	3	2	1			2	2	1		11
33	9		1		2		1		3	16
35	13	6	6	4	6	7	8	7	14	71
36	2		3	3			5	4	3	20
37	6	1	1			2	4	3		17
38	4		1		1	1		1	7	15
39	1	2	3	4	2		1		3	16
40	3	1				1		1		6
41	6		5	4	2	5	2	6	9	39
42	4		2	2	2	3	3	5	4	25
43	3	1	1	3	2		4	3		17
44	4	4			1	2	1		5	17
45				1		2		1		4
Total	176	54	53	43	37	89	78	73	83	686



SSC003.1 - Statistical travel pack by country/territory

Until receiving date 31/10/2018

HU - HUNGARY

EUTMs Received* by Number of Classes - Year

Num. of Class	1996-2010	2011	2012	2013	2014	2015	2016	2017	2018	Total by Num. of Classes
0	7									7
1	768	115	79	102	147	136	199	233	198	1,977
2	327	50	66	84	88	84	133	159	138	1,129
3	555	119	160	203	222	252	149	146	129	1,935
4	90	43	19	32	32	31	49	64	32	392
5	61	9	10	12	19	21	29	23	11	195
6	36	3	9	14	2	6	15	19	4	108
7	14	2	5	6	5	3	1	10	12	58
8	13	3		3	1		1		2	23
9	2	1		2	1	4		14	5	29
10	4			2			2	2		10
11	4	1		1				1		7
12	1	2	1						5	9
13	2					1		1		4
14				1		1	1			3
15	1					1				2
16	1							1		2
19				1						1
20					1					1
21							1			1
22	1			1						2
45	1					1				2
Total	1,888	348	349	464	518	541	580	673	536	5,897



SSC003.1 - Statistical travel pack by country/territory

Until receiving date 31/10/2018

HU - HUNGARY

International Applications Received* by Number of Classes - Year

Num. of Classes	2005	2006	2007	2008	2009	2010	2011	2012	2013	2014	2015
1	7	5	4	2	7		2	16	6	2	3
2	3	1	3	1	2	1	6	2	2	1	4
3		1	1	5	3	5	9	7	11	11	23
4			1			1	2	3			1
5						1	1				1
6				2	1	2					
8						1					
15					1						
18			1								
Total	10	7	10	10	14	11	20	28	19	14	32

Num. of Classes	2016	2017	2018	Total by Number of Classes
1	7	8	11	1,080
2	7	10	11	629
3	7	6	11	973
4	2	3	1	312
5	2	3	3	179
6	3			107
Total	28	30	37	3,472



SSC003.1 - Statistical travel pack by country/territory

Until receiving date 31/10/2018

HU - HUNGARY

EUTMs Received* by First Language and Second Language

2nd	DE	DE	EN	EN	ES	ES	FR	FR	IT	IT	Total 1st	Total 1st
1st	EUTMs	%	EUTMs	%	EUTMs	%	EUTMs	%	EUTMs	%	EUTMs	%
HU	217	3.68%	4,064	68.95%	6	0.10%	6	0.10%	12	0.20%	4,305	73.04%
EN	756	12.83%	1	0.02%	104	1.76%	207	3.51%	44	0.75%	1,112	18.87%
DE			190	3.22%			2	0.03%	16	0.27%	208	3.53%
ES	13	0.22%	56	0.95%			20	0.34%			89	1.51%
IT	1	0.02%	50	0.85%			2	0.03%			53	0.90%
FR	3	0.05%	36	0.61%							39	0.66%
NL			28	0.48%							28	0.48%
SK			23	0.39%							23	0.39%
RO			14	0.24%							14	0.24%
CS			7	0.12%							7	0.12%
DA			6	0.10%							6	0.10%
PL			3	0.05%			1	0.02%			4	0.07%
LT			2	0.03%							2	0.03%
BG			1	0.02%							1	0.02%
FI			1	0.02%							1	0.02%
PT					1	0.02%					1	0.02%
SV			1	0.02%							1	0.02%
Total 2nd	990	16.80%	4,483	76.06%	111	1.88%	238	4.04%	72	1.22%	5,894	100%



SSC003.1 - Statistical travel pack by country/territory

Until receiving date 31/10/2018

HU - HUNGARY

RCDs Received* by First Language and Second Language

2nd	DE	DE	EN	EN	ES	ES	FR	FR	IT	IT	Total 1st	Total 1st
1st	RCDs	%	RCDs	%	RCDs	%	RCDs	%	RCDs	%	RCDs	%
HU	226	8.94%	1,932	76.42%	35	1.38%					2,193	86.75%
EN	151	5.97%			19	0.75%	13	0.51%	5	0.20%	188	7.44%
DE			70	2.77%							70	2.77%
IT			31	1.23%	1	0.04%					32	1.27%
ES			29	1.15%							29	1.15%
FR			8	0.32%							8	0.32%
RO			3	0.12%							3	0.12%
SK			3	0.12%							3	0.12%
NL							2	0.08%			2	0.08%
Total 2nd	2,528	14.91%	2,528	82.12%	2,528	2.18%	2,528	0.59%	2,528	0.20%	2,528	100%



SSC003.1 - Statistical travel pack by country/territory

Until receiving date 31/10/2018

HU - HUNGARY

International Applications Received* by First Language and Second Language

2nd	EN	EN	ES	ES	Total 1st	Total 1st
1st	IAs	%	IAs	%	IAs	%
EN	151	55.93%	1	0.37%	152	56.30%
HU	86	31.85%			86	31.85%
NL	14	5.19%			14	5.19%
DE	9	3.33%			9	3.33%
ES			3	1.11%	3	1.11%
IT	3	1.11%			3	1.11%
SK	3	1.11%			3	1.11%
Total 2nd	266	98.52%	4	1.48%	270	100%



SSC003.1 - Statistical travel pack by country/territory

Until receiving date 31/10/2018

HU - HUNGARY

EUTMs Received* by Type of Trade mark

Nature of EUTM	Number of EUTMs Received*	%
Figurative	3,428	58.13 %
Word Mark	2,378	40.33 %
3D	88	1.49 %
Color	2	0.03 %
Other	1	0.02 %
Total	5,897	100.00 %

International Applications Received* by Type of Trade mark

Type of trade mark	Number of IAs Received*	%
Figurative	143	52.96 %
Word Mark	116	42.96 %
3D	10	3.70 %
Others	1	0.37 %
Total	270	100.00 %



SSC003.1 - Statistical travel pack by country/territory

Until receiving date 31/10/2018

HU - HUNGARY

EUTMs and International Applications Received* by Origin

EUT Ms	E-Filing	Fax	IR	Mail	Total	IAs	E-Filing	Fax	Mail	Total
1996		2		16	18	2005		6	4	10
1997		9		20	29	2006		6	1	7
1998		7		6	13	2007		5	5	10
1999				8	8	2008		9	1	10
2000		1		19	20	2009		12	2	14
2001		14		2	16	2010		9	2	11
2002	4	13		5	22	2011		16	4	20
2003	16	27		12	55	2012		26	2	28
2004	29	28		81	138	2013		15	4	19
2005	48	28	13	78	167	2014		13	1	14
2006	100	16	7	71	194	2015		26	6	32
2007	177	11	16	51	255	2016		22	6	28
2008	202	7	28	54	291	2017	15	12	3	30
2009	223	7	21	35	286	2018	36		1	37
2010	301	6	31	38	376	Total	51	177	42	270
2011	273	10	29	36	348	%	18.9 %	65.6 %	15.6 %	100.00 %
2012	294	6	22	27	349					
2013	401	8	26	29	464					
2014	427	8	44	39	518					
2015	487	1	44	9	541					
2016	551	2	16	11	580					
2017	618		53	2	673					
2018	485		47	4	536					
Total	4,636	211	397	653	5,897					
%	78.62 %	3.58 %	6.73 %	11.07 %	100.0 %					



SSC003.1 - Statistical travel pack by country/territory

Until receiving date 31/10/2018

HU - HUNGARY

RCDs Received* by Origin

RCDs	E-Filing	Fax	Mail	Total
2003		5	2	7
2004	14	16	64	94
2005	43	6	138	187
2006	31	26	57	114
2007	116	4	65	185
2008	89		107	196
2009	97	1	35	133
2010	116	6	63	185
2011	118	2	32	152
2012	110	4	19	133
2013	131		18	149
2014	164	3	9	176
2015	128		14	142
2016	200		18	218
2017	234			234
2018	222		1	223
Total	1,813	73	642	2,528
%	71.72 %	2.89 %	25.40 %	100.00 %



SSC003.1 - Statistical travel pack by country/territory

Until receiving date 31/10/2018

HU - HUNGARY

EUTMs and International Applications Received* By Nationality of Representative Country of the owner :HUNGARY

Nationality of representative	Number Of EUTMs Received*	%
HU	3,639	61.71 %
XX	1,697	28.78 %
ES	152	2.58 %
DE	117	1.98 %
GB	75	1.27 %
IT	48	0.81 %
AT	38	0.64 %
FR	35	0.59 %
NL	28	0.47 %
CZ	20	0.34 %
SK	16	0.27 %
BE	10	0.17 %
RO	7	0.12 %
DK	4	0.07 %
LT	2	0.03 %
LU	2	0.03 %
PL	2	0.03 %
SE	2	0.03 %
FI	1	0.02 %
LI	1	0.02 %
PT	1	0.02 %
Total	5,897	100.00 %

Nationality of representative	Number of IAs Received*	%
HU	158	58.52 %
XX	35	12.96 %
ES	27	10.00 %
DE	15	5.56 %
NL	14	5.19 %
IT	8	2.96 %
AT	5	1.85 %
RO	3	1.11 %
FR	2	0.74 %
SK	2	0.74 %
DK	1	0.37 %
Total	270	100.00 %



SSC003.1 - Statistical travel pack by country/territory

Until receiving date 31/10/2018

HU - HUNGARY

RCDs Received* By Nationality of Representative

Country of the owner: HUNGARY

Nationality of representative	Number of RCDs Received*	%
HU	1,816	71.84 %
XX	582	23.02 %
DE	48	1.90 %
ES	44	1.74 %
AT	8	0.32 %
GB	8	0.32 %
IT	7	0.28 %
FR	6	0.24 %
BE	5	0.20 %
RO	2	0.08 %
SK	2	0.08 %
Total	2,528	100.00 %



SSC003.1 - Statistical travel pack by country/territory

Until receiving date 31/10/2018

HU - HUNGARY

Top 25 EUTMs Represented* By Nationality of Owner Country of the representative: HUNGARY

Nationality of Owner	Number of EUTMs Represented	%
HU	3,639	69.49 %
CN	601	11.48 %
US	251	4.79 %
AT	87	1.66 %
HK	72	1.37 %
GB	68	1.30 %
CH	63	1.20 %
CA	57	1.09 %
LU	50	0.95 %
RO	43	0.82 %
SK	36	0.69 %
CY	33	0.63 %
DE	31	0.59 %
IL	24	0.46 %
NL	19	0.36 %
MT	18	0.34 %
IN	17	0.32 %
KR	17	0.32 %
XX	17	0.32 %
CZ	15	0.29 %
JO	15	0.29 %
VG	15	0.29 %
VC	13	0.25 %
AU	12	0.23 %
TR	12	0.23 %
TW	12	0.23 %
Total	5,237	7.10 %



SSC003.1 - Statistical travel pack by country/territory

Until receiving date 31/10/2018

HU - HUNGARY

Top 25 RCDs Represented* By Nationality of Owner

Country of the representative: HUNGARY

Nationality of Owner	Number of RCDs Represented	%
HU	1,816	82.55 %
CN	141	6.41 %
RO	59	2.68 %
AT	23	1.05 %
US	21	0.95 %
CH	17	0.77 %
TW	17	0.77 %
SK	16	0.73 %
DE	15	0.68 %
IL	8	0.36 %
GB	7	0.32 %
KR	7	0.32 %
HK	6	0.27 %
JP	6	0.27 %
LU	6	0.27 %
CA	5	0.23 %
IN	4	0.18 %
SC	4	0.18 %
IT	3	0.14 %
RS	3	0.14 %
AU	2	0.09 %
CY	2	0.09 %
MH	2	0.09 %
RU	2	0.09 %
CZ	1	0.05 %
FR	1	0.05 %
MT	1	0.05 %
MX	1	0.05 %
NZ	1	0.05 %
PL	1	0.05 %
SE	1	0.05 %
UA	1	0.05 %
Total	2,200	3.58 %



SSC003.1 - Statistical travel pack by country/territory

Until receiving date 31/10/2018

HU - HUNGARY

Top 25 IAs Represented* By Nationality of Owner Country of the representative: HUNGARY

Nationality of Owner	Number of IAs Represented	%
HU	158	74.18 %
GB	9	4.23 %
US	8	3.76 %
NL	7	3.29 %
AT	6	2.82 %
CH	5	2.35 %
CY	5	2.35 %
DE	4	1.88 %
MC	3	1.41 %
HK	2	0.94 %
RS	2	0.94 %
EE	1	0.47 %
LU	1	0.47 %
QA	1	0.47 %
SK	1	0.47 %
Total	213	8.42 %



SSC003.1 - Statistical travel pack by country/territory

Until receiving date 31/10/2018

HU - HUNGARY

Top 25 Owners of the country by Number of EUTMs Received

Owner Name	e-Comm	MyPage	# EUTMs	%	Rk
URSA SALGOTARJAN GLASS WOOL CLOSE CO., LTD.	N	N	77	1.31%	1
ZWACK UNICUM NYRT.	N	N	68	1.15%	2
RICHTER GEDEON NYRT.	N	N	24	0.41%	3
RICHTER GEDEON NYRT.	Y	Y	25	0.42%	3
PJ HUNGARY SZOLGALTATO KORLATOLT FELELOSSEGU	N	N	39	0.66%	4
MOL MAGYAR OLAJ- ES GAZIPARI NYILVANYOSAN	N	N	35	0.59%	5
JULIUS-K9 ZRT.	Y	Y	33	0.56%	6
VITAFREENET KFT.	Y	Y	33	0.56%	6
OTP BANK NYRT.	N	N	31	0.53%	8
CASA TEQUILERA AZTECA EUROPE K.F.T	N	N	30	0.51%	9
ARYZTA HUNGARY GROUP HOLDINGS KFT.	N	N	27	0.46%	10
FELFOLDI EDESSEGGYARTO KFT	N	N	25	0.42%	11
HELL ENERGY MAGYARORSZAG KFT.	N	N	24	0.41%	12
PARTNER IN PET FOOD HUNGARIA KORLATOLT	Y	N	22	0.37%	13
EGIS GYOGYSZERGYAR ZRT.	N	N	21	0.36%	14
JACOBS GLOBAL SZOLGALTATO ES KERESKEDELMI KFT	N	N	21	0.36%	14
MEDICO UNO PHARMA GYOGYSZERKERESKEDELMI KFT	N	N	21	0.36%	14
NUTRITIONAL RESEARCH AND DEVELOPMENT KFT.	N	N	21	0.36%	14
BIRKAS PALINKA KFT.	N	N	20	0.34%	18
MOGYI KFT.	N	N	18	0.31%	19
ROSMARIN ZRT	N	N	18	0.31%	19
STAMPERIA INTERNATIONAL KFT.	N	N	18	0.31%	19
KOZEP-EUROPAI EGYETEM	N	N	17	0.29%	22
SWEET POINT EDESIPARI ZRT.	N	N	17	0.29%	22
QX WORLD KFT	Y	N	16	0.27%	24
Total (Top 25):	5	3	701	11.88%	24



SSC003.1 - Statistical travel pack by country/territory

Until receiving date 31/10/2018

HU - HUNGARY

Top 25 Owners of the country by Number of IA Received

Owner Name	e-comm.	MyPage	# IAs	%	RK
URSA SALGOTARJAN GLASS WOOL CLOSE CO., LTD.	N	N	27	10.98 %	1
MOGYI KFT.	N	N	14	5.69 %	2
M.F.H. FEJLESZTO KORLATOLT FELELOSSEGU TARSASAG	N	N	12	4.88 %	3
MOL MAGYAR OLAJ- ES GAZIPARI NYILVANYOSAN MUKODO	N	N	9	3.66 %	4
MOONVALLEY WINES KFT.	N	N	9	3.66 %	4
JULIUS-K9 ZRT.	Y	Y	6	100.00 %	6
ILLES CSOK ES TARSA VEGYESKERESKEDO KFT	N	N	5	2.03 %	7
CONTITECH RUBBER INDUSTRIAL KFT.	N	N	4	1.63 %	8
ZWACK UNICUM NYRT.	N	N	4	1.63 %	8
ADIGUZEL	N	N	3	1.22 %	10
ALLIED SOLUTIONS CEE LTD.	N	N	3	1.22 %	10
BRENDON GYERMEKARUHAZAK KFT.	N	N	3	1.22 %	10
EOS INSTITUTE EC KFT.	N	N	3	1.22 %	10
GENOID MOLEKULARBIOLOGIAI KUTATO, GYARTO ES	N	N	3	1.22 %	10
HELL ENERGY MAGYARORSZAG KFT.	N	N	3	1.22 %	10
JASZ-PLASZTIK KFT.	N	N	3	1.22 %	10
KUHNE + NAGEL SZALLITMANYOZAS KFT.	N	N	3	1.22 %	10
ROSMARIN ZRT	N	N	3	1.22 %	10
TR GLOBAL CONSULTING KFT.	N	N	3	1.22 %	10
ZHENG	N	N	3	1.22 %	10
AKAKIKO KFT.	N	N	2	0.81 %	21
ALFA WASSERMANN HUNGARY KFT.	N	N	2	0.81 %	21
BARTAL	Y	N	2	11.11 %	21
BEKESI	N	N	2	0.81 %	21
BEKKER ES BEKKER KFT.	N	N	2	0.81 %	21
CELITRON MEDICAL TECHNOLOGIES KFT.	N	N	2	0.81 %	21
CMD PHARMA KFT.	N	N	2	0.81 %	21
HALASI	N	N	2	0.81 %	21
HERVIS SPORT-ES DIVATKERESKEDELMI KFT	N	N	2	0.81 %	21
HRN EUROPE KFT.	N	N	2	0.81 %	21
ITF PHARMA KERESKEDELMI ES SZOLGALTATO KFT.	N	N	2	0.81 %	21
JIANG	Y	N	2	11.11 %	21
KOVACS	N	N	2	0.81 %	21
KREATIV-FOGKLINIKA KFT.	N	N	2	0.81 %	21
LG BRAHMAN OKTATO ES KERESKEDELMI KORLATOLT	N	N	2	0.81 %	21
LIGHTTECH LAMPATECHNOLOGIAI KFT	N	N	2	0.81 %	21
ONCOTHERM KFT.	N	N	2	0.81 %	21
OTP BANK NYRT.	N	N	2	0.81 %	21
PARAPARK KERESKEDELMI ES SZOLGALTATO KORLATOLT	N	N	2	0.81 %	21
SANDOR	N	N	2	0.81 %	21
SZABO	N	N	1	0.41 %	44
SZABO	Y	N	1	5.56 %	44



SSC003.1 - Statistical travel pack by country/territory

Until receiving date 31/10/2018

HU - HUNGARY

Owner Name	e-comm.	MyPage	# IAs	%	RK
TRESORIT KFT.	N	N	2	0.81 %	21
WIZZ AIR HUNGARY LEGIKOZLEKEDESI KORLATOLT FELELOSSEGU	N	N	2	0.81 %	21
ZIMANYI	N	N	2	0.81 %	21
Total (Top 25):	4	1	171	63.33 %	44



SSC003.1 - Statistical travel pack by country/territory

Until receiving date 31/10/2018

HU - HUNGARY

Top 25 Owners of the country by Number of RCDs Received

Owner Name	# RCDs	%	RK
JULIUS-K9 ZRT.	186	7.36 %	1
FIREPLACE KFT.	107	4.23 %	2
CSEPI	56	2.22 %	3
CSIPO	46	1.82 %	4
FRIESLANDCAMPINA HUNGARIA ZRT.	45	1.78 %	5
AQUACOMET KFT.	38	1.50 %	6
HORVATH	35	1.38 %	7
ERDEI	33	1.31 %	8
ILLES CSOK ES TARSA VEGYESKERESKEDO KFT	33	1.31 %	8
KANIZSA TREND KFT GMBH	33	1.31 %	8
PAPP	33	1.31 %	8
MANOOI KFT	32	1.27 %	12
NAGY	30	1.19 %	13
BOGATHY	29	1.15 %	14
TOTH	29	1.15 %	14
ITALOTRADE KFT	28	1.11 %	16
BABOLNA KORNYEZETBIOLOGIAI KOZPONT KFT.	27	1.07 %	17
L.LAKI	26	1.03 %	18
SCROLL-INFO REKLAMSZOLGALTATO KFT.	24	0.95 %	19
KOPPANY	22	0.87 %	20
LAMPERTH	22	0.87 %	20
PJ HUNGARY SZOLGALTATO KORLATOLT FELELOSSEGU TARSASAG	22	0.87 %	20
BABO MOTORS KFT	20	0.79 %	23
SZABO	20	0.79 %	23
SZEKERESNE KOVECS	20	0.79 %	23
Total (Top 25):	996	39.40 %	25



SSC003.1 - Statistical travel pack by country/territory

Until receiving date 31/10/2018

HU - HUNGARY

Top 25 Representatives by Number of EUTMs Received of owners of the country

Representative Name	Country of Repres	e-Comm	MyPage	#EUTMs	%	Rk
Without representative	XX	N	Y	1,700	28.81%	1
SBGK UGYVEDI IRODA	HU	N	Y	357	6.05%	2
DANUBIA SZABADALMI ES JOGI IRODA KFT.	HU	Y	Y	299	5.07%	3
OPPENHEIM UGYVEDI IRODA	HU	Y	N	157	2.66%	4
PATENDER NEMZETKOZI IPARJOGVEDELMI	HU	Y	Y	143	2.42%	5
PINTZ & PARTNERS LLC	HU	Y	Y	125	2.12%	6
INTERINNO SZABADALMI IRODA	HU	Y	Y	82	1.39%	7
KOCSIS ES SZENASSY UGYVEDI IRODA	HU	Y	Y	78	1.32%	8
ELZABURU, S.L.P.	ES	Y	Y	77	1.31%	9
ABK - DR. KRAJNYAK & PARTNER LAW AND PATENT	HU	Y	Y	62	1.05%	10
KORMOS	HU	Y	Y	58	0.98%	11
TOROK	HU	Y	N	54	0.92%	12
JUREX IPARJOGVEDELMI IRODA	HU	Y	Y	52	0.88%	13
SANDOR SZEGEDI SZENT-IVANY KOMAROMI	HU	Y	Y	52	0.88%	13
GODOLLE, KEKES, MESZAROS & SZABO	HU	N	N	43	0.73%	15
KACSUK	HU	Y	Y	40	0.68%	16
SZEDERJESSY	HU	Y	Y	39	0.66%	17
SZILAGYI	HU	N	Y	39	0.66%	17
BERCZES	HU	Y	Y	34	0.58%	19
CMS CAMERON MCKENNA NABARRO OLSWANG LLP	GB	Y	N	34	0.58%	19
BUDAPATENT PATENT AND TRADEMARK	HU	Y	N	30	0.51%	21
HERNANDEZ ALVAREZ	ES	Y	Y	28	0.47%	22
KOVARI PATENT AND TRADEMARK ATTORNEYS' LLC	HU	Y	Y	27	0.46%	23
SZELES UGYVEDI IRODA	HU	N	N	27	0.46%	23
PATAKI	HU	Y	N	25	0.42%	25
Total (Top 25):	4	20	18	3,662	62.07%	25



SSC003.1 - Statistical travel pack by country/territory

Until receiving date 31/10/2018

HU - HUNGARY

Top 25 Representatives by Number of IAs Received of owners of the country

Representative Name	Country of Repres	e-comm.	MyPage	# IAs	%	Rk
SBGK UGYVEDI IRODA	HU	N	Y	38	14.07 %	1
Without representative	XX	N	Y	35	12.96 %	2
ELZABURU, S.L.P.	ES	Y	Y	27	10.00 %	3
NOVAGRAAF NEDERLAND B.V.	NL	Y	Y	14	5.19 %	4
MESZAROSNE DONUSZ	HU	N	N	10	3.70 %	5
PATENDER NEMZETKOZI IPARJOGVEDELMI	HU	Y	Y	7	2.59 %	6
DANUBIA SZABADALMI ES JOGI IRODA KFT.	HU	Y	Y	5	1.85 %	7
PATAKI	HU	Y	N	5	1.85 %	7
ABK - DR. KRAJNYAK & PARTNER LAW AND PATENT	HU	Y	Y	4	1.48 %	9
ADVOPATENT OFFICE OF PATENT AND TRADEMARK	HU	Y	N	4	1.48 %	9
SCHLEIFER	DE	N	Y	4	1.48 %	9
TOROK	HU	Y	N	4	1.48 %	9
FORGO, DAMJANOVIC & PARTNERS LAW FIRM	HU	N	Y	3	1.11 %	13
KOVACS, BARBORJAK ES TARSAI UI	HU	N	N	3	1.11 %	13
LENDVAI ES TARSAI UGYVEDI IRODA	HU	Y	N	3	1.11 %	13
LOSCHOLDER	DE	Y	N	3	1.11 %	13
S.C. WEIZMANN ARIANA & PARTNERS AGENTIE DE	RO	Y	Y	3	1.11 %	13
SZALAI	HU	Y	N	3	1.11 %	13
ARTH	DE	N	N	2	0.74 %	19
BERCZES	HU	Y	Y	2	0.74 %	19
BURGHOFER RECHTSANWALTS GMBH	AT	N	N	2	0.74 %	19
CMS CAMERON MCKENNA LLP	HU	N	N	2	0.74 %	19
DRAGOTTI & ASSOCIATI S.R.L.	IT	Y	Y	2	0.74 %	19
DR. HATHAZI VERA UGYVEDI IRODA	HU	Y	Y	2	0.74 %	19
FROHWITTER PATENT- UND RECHTSANWALTE	DE	Y	Y	2	0.74 %	19
GIAMBROCONO & C. S.P.A	IT	Y	Y	2	0.74 %	19
HORVATH	HU	N	N	2	0.74 %	19
HORVATH	HU	N	Y	2	0.74 %	19
LEGI-MARK	FR	Y	Y	2	0.74 %	19
LENDVAI	HU	Y	N	2	0.74 %	19
LIBER	HU	Y	N	2	0.74 %	19
MAGYAR	HU	N	N	2	0.74 %	19
MEDGYESI	HU	N	Y	2	0.74 %	19
MISKOLCZI	HU	N	Y	2	0.74 %	19
MOGYOROSI	HU	Y	Y	2	0.74 %	19
OPPENHEIM UGYVEDI IRODA	HU	Y	N	2	0.74 %	19
PATAKI	HU	N	N	2	0.74 %	19
PINTZ & PARTNERS LLC	HU	Y	Y	2	0.74 %	19
PRESSL ENDL HEINRICH BAMBERGER	AT	N	Y	2	0.74 %	19
SIGNUM, PATENTOVA A ZNAMKOVA KANCELARIA	SK	Y	Y	2	0.74 %	19
SZAMOSI	HU	N	N	2	0.74 %	19
SZILAGYI	HU	N	Y	2	0.74 %	19



SSC003.1 - Statistical travel pack by country/territory

Until receiving date 31/10/2018

HU - HUNGARY

Representative Name	Country of Repres	e-comm.	MyPage	# IAs	%	Rk
NAGY	HU	N	N	1	0.37 %	43
NAGY	HU	Y	N	1	0.37 %	43
Total (Top 25):	10	25	24	225	83.33 %	42



SSC003.1 - Statistical travel pack by country/territory

Until receiving date 31/10/2018

HU - HUNGARY

Top 25 Representatives by Number of RCDs Received of owners of the country

Representative Name	Country of Repres	# RCDs	%	RK
Without representative	XX	582	23.02 %	1
SBGK UGYVEDI IRODA	HU	316	12.50 %	2
DANUBIA SZABADALMI ES JOGI IRODA KFT.	HU	174	6.88 %	3
PATAKI	HU	153	6.05 %	4
SZILAGYI	HU	146	5.78 %	5
PINTZ & PARTNERS LLC	HU	130	5.14 %	6
VARGA	HU	125	4.94 %	7
PATENDER NEMZETKOZI IPARJOGVEDELMI KEPVISELETI KFT.	HU	78	3.09 %	8
KORMOS	HU	56	2.22 %	9
JUREX IPARJOGVEDELMI IRODA	HU	38	1.50 %	10
OPPENHEIM UGYVEDI IRODA	HU	37	1.46 %	11
GODOLLE, KEKES, MESZAROS & SZABO SZABADALMI ES VEDJEGY	HU	33	1.31 %	12
ZOLTAI	HU	32	1.27 %	13
ADVOPATENT OFFICE OF PATENT AND TRADEMARK ATTORNEYS	HU	30	1.19 %	14
KACSUK	HU	30	1.19 %	14
KOVARI PATENT AND TRADEMARK ATTORNEYS' LLC	HU	29	1.15 %	16
CARLOS POLO & ASOCIADOS	ES	28	1.11 %	17
DEVELOPAT SZABADALMI ES VEDJEGY IRODA	HU	27	1.07 %	18
NAGY	HU	25	0.99 %	19
TOROK	HU	24	0.95 %	20
KOCSIS ES SZENASSY UGYVEDI IRODA	HU	23	0.91 %	21
GOSI	HU	22	0.87 %	22
CSOMA	HU	21	0.83 %	23
ABK - DR. KRAJNYAK & PARTNER LAW AND PATENT OFFICE	HU	19	0.75 %	24
BENKONE CSILLAG	HU	18	0.71 %	25
Total (Top 25):	3	2,196	86.87 %	25



SSC003.1 - Statistical travel pack by country/territory

Until receiving date 31/10/2018

HU - HUNGARY

Top 25 Country Representatives for EUTMs

Country of the representative: HUNGARY, the owner been from HUNGARY or other co

Representative Name	e-Comm	MyPage	#EUTMs	%	Rk
SULE LAW FIRM	Y	Y	590	10.88%	1
PINTZ & PARTNERS LLC	Y	Y	550	10.14%	2
SBGK UGYVEDI IRODA	N	Y	485	8.94%	3
DANUBIA SZABADALMI ES JOGI IRODA KFT.	Y	Y	432	7.97%	4
PATENDER NEMZETKOZI IPARJOGVEDELMI KEPVISELETI	Y	Y	194	3.58%	5
OPPENHEIM UGYVEDI IRODA	Y	N	190	3.50%	6
INTERINNO SZABADALMI IRODA	Y	Y	92	1.70%	7
KOCSIS ES SZENASSY UGYVEDI IRODA	Y	Y	91	1.68%	8
ABK - DR. KRAJNYAK & PARTNER LAW AND PATENT OFFICE	Y	Y	81	1.49%	9
SANDOR SZEGEDI SZENT-IVANY KOMAROMI EVERSHEDS	Y	Y	69	1.27%	10
KORMOS	Y	Y	65	1.20%	11
TOROK	Y	N	61	1.12%	12
JUREX IPARJOGVEDELMI IRODA	Y	Y	54	1.00%	13
GODOLLE, KEKES, MESZAROS & SZABO SZABADALMI ES	N	N	48	0.89%	14
KACSUK	Y	Y	42	0.77%	15
SZILAGYI	N	Y	41	0.76%	16
BERCZES	Y	Y	40	0.74%	17
SZEDERJESSY	Y	Y	39	0.72%	18
MISKOLCZI	Y	N	38	0.70%	19
SOVAGO GYULA UGYVEDI IRODA	Y	N	32	0.59%	20
BUDAPATENT PATENT AND TRADEMARK ATTORNEYS LTD.	Y	N	31	0.57%	21
KOVARI PATENT AND TRADEMARK ATTORNEYS' LLC	Y	Y	27	0.50%	22
SZELES UGYVEDI IRODA	N	N	27	0.50%	22
ARVA TRADEMARK LAW OFFICE	Y	Y	26	0.48%	24
PATAKI	Y	N	25	0.46%	25
Total (Top 25):	21	17	3,370	62.14%	25



SSC003.1 - Statistical travel pack by country/territory

Until receiving date 31/10/2018

HU - HUNGARY

Top 25 Representatives of the country for IAs

Country of the representative: HUNGARY, the owner been from HUNGARY or other co

Representative Name	e-comm.	MyPage	# IAs	%	Rk
SBGK UGYVEDI IRODA	N	Y	45	39.47 %	1
PATENDER NEMZETKOZI IPARJOGVEDELMI KEPVISELETI KFT.	Y	Y	13	13.13 %	2
DANUBIA SZABADALMI ES JOGI IRODA KFT.	Y	Y	11	11.11 %	3
MESZAROSNE DONUSZ	N	N	10	8.77 %	4
RECZICZA WHITE & CASE LLP	N	N	7	6.14 %	5
FORGO, DAMJANOVIC & PARTNERS LAW FIRM	N	Y	6	5.26 %	6
D&G DOBOS GERLAI AND PARTNER LAW OFFICE	N	N	5	4.39 %	7
PATAKI	Y	N	5	5.05 %	7
PINTZ & PARTNERS LLC	Y	Y	5	5.05 %	7
ABK - DR. KRAJNYAK & PARTNER LAW AND PATENT OFFICE	Y	Y	4	4.04 %	10
ADVOPATENT OFFICE OF PATENT AND TRADEMARK ATTORNEYS	Y	N	4	4.04 %	10
TOROK	Y	N	4	4.04 %	10
BERCZES	Y	Y	3	3.03 %	13
KOVACS, BARBORJAK ES TARSAI UI	N	N	3	2.63 %	13
LENDVAI ES TARSAI UGYVEDI IRODA	Y	N	3	3.03 %	13
OPPENHEIM UGYVEDI IRODA	Y	N	3	3.03 %	13
SZALAI	Y	N	3	3.03 %	13
SZAMOSI	N	N	3	2.63 %	13
SZILAGYI	N	Y	3	2.63 %	13
SZUCHY LAW OFFICE	Y	N	3	3.03 %	13
CMS CAMERON MCKENNA LLP	N	N	2	1.75 %	21
DR. HATHAZI VERA UGYVEDI IRODA	Y	Y	2	2.02 %	21
HORVATH	N	N	2	1.75 %	21
HORVATH	N	Y	2	1.75 %	21
ILLES ES TARSAI UGYVEDI IRODA	Y	N	2	2.02 %	21
LENCZS	Y	N	2	2.02 %	21
LENDVAI	Y	N	2	2.02 %	21
LIBER	Y	N	2	2.02 %	21
MAGYAR	N	N	2	1.75 %	21
MEDGYESI	N	Y	2	1.75 %	21
MISKOLCZI	N	Y	2	1.75 %	21
MOGYOROSI	Y	Y	2	2.02 %	21
PAPP-KALASZ-TOTH UGYVEDI IRODA	N	N	2	1.75 %	21
PATAKI	N	N	2	1.75 %	21
NAGY	N	N	1	0.88 %	35
NAGY	Y	N	1	1.01 %	35
Total (Top 25):	19	13	173	81.22 %	34



SSC003.1 - Statistical travel pack by country/territory

Until receiving date 31/10/2018

HU - HUNGARY

Top 25 Representatives of the country for RCDs

Country of the representative: HUNGARY, the owner been from HUNGARY or other c

Representative Name	# RCDs	%	Rk
SBGK UGYVEDI IRODA	405	0.66 %	1
DANUBIA SZABADALMI ES JOGI IRODA KFT.	245	0.40 %	2
PINTZ & PARTNERS LLC	183	0.30 %	3
PATAKI	153	0.25 %	4
SZILAGYI	147	0.24 %	5
VARGA	125	0.20 %	6
SULE LAW FIRM	117	0.19 %	7
PATENDER NEMZETKOZI IPARJOGVEDELMI KEPVISELETI KFT.	87	0.14 %	8
KORMOS	62	0.10 %	9
JUREX IPARJOGVEDELMI IRODA	42	0.07 %	10
OPPENHEIM UGYVEDI IRODA	38	0.06 %	11
GODOLLE, KEKES, MESZAROS & SZABO SZABADALMI ES VEDJEGY IRODA	36	0.06 %	12
KOVARI PATENT AND TRADEMARK ATTORNEYS' LLC	35	0.06 %	13
ZOLTAI	32	0.05 %	14
ADVOPATENT OFFICE OF PATENT AND TRADEMARK ATTORNEYS	30	0.05 %	15
KACSUK	30	0.05 %	15
DEVELOPAT SZABADALMI ES VEDJEGY IRODA	27	0.04 %	17
NAGY	25	0.04 %	18
TOROK	25	0.04 %	18
KOCSIS ES SZENASSY UGYVEDI IRODA	24	0.04 %	20
BENKONE CSILLAG	22	0.04 %	21
GOSI	22	0.04 %	21
CSOMA	21	0.03 %	23
ABK - DR. KRAJNYAK & PARTNER LAW AND PATENT OFFICE	19	0.03 %	24
BERCZES	16	0.03 %	25
Total (Top 25):	1,968	3.21 %	25



SSC003.1 - Statistical travel pack by country/territory

Report Description

Report Description:

This report shows relevant information about EUTMs and RCDs received and processed at EUIPO for a specific country.

To determine the country of a EUTM or RCD, is taken into account the country of the main owner of the file. It can be that the representative is not from the same country, and the other possible owners can also be of any other nationality: reflecting then different figures, when looking at those cases.

Report Content:

*	Any duplicated file, either EUTM or RCD is removed from those statistics.
EUTM	European Union Trade Mark
EUTM application	European Union Trade Mark Application
EUTM REC	European Union Trade Mark Received at the Office
RCD	Registered Community Design
IA	International Application

Mandatory Filters:

Date To	Last Day Previous Month
Country ID	Country to appear in the report.
Scheduled	Planned to be refreshed monthly.
Average time to refresh:	it takes less than 10 minute to refresh.

Version History:

Date of Change	Description Of Change	Implemented by	Aproved by
05/06/2007	Report adjustments	JuanMi Melero	QMS
09/08/2009	Report migration to BO XIR2	JuanMi Melero	QMS
10/04/2011	Report migration to BO 3.1	JuanMi Melero	QMS
10/06/2013	Report migration to BO 4.0	A. Escolano	QMS
25/09/2015	Report adjustments	JuanMi Melero	CGS
08/03/2016	Updated By Legal Reform	David Font	CGS
04/02/2018	Report migration to BO 4.2	JuanMi Melero	CGS